

# SECURE EMERGENCY LIGHT - NARROW LENS

Brand: **Secure** | Category: **Emergency Light (Narrow Lens)**


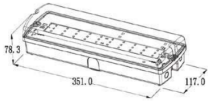
<b>Product Datasheet</b>	<b>Website Know More PDF</b>
<b>Recommended Website Card Name</b>	SECURE EMERGENCY LIGHT - NARROW LENS
<b>Source Datasheet</b>	Secure Emergency Light.pdf



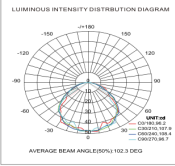

**SE-7031-220  
BULKHEAD LED EMERGENCY LIGHT**

**Features:**

- \* Injection - molded ABS housing
- \* Maintained and non - maintained working mode
- \* Input Voltage: 110-240V; 50/60Hz
- \* Power consumption: 1.6W max
- \* Output: 3W max
- \* 3.6V Nickel Cadmium Battery
- \* Charging time: 24 hours
- \* Discharge time: 3 hours
- \* Working time: 180 minutes
- \* Operating temperature: 0°C-40°C
- \* Dimension: 351\*117\*78.3mm

**Photometric:**



LUMINOUS INTENSITY DISTRIBUTION DIAGRAM

AVERAGE BEAM ANGLE(Deg) 102.3 DEG



CO-PLANE BOLLER DIAGRAM (BPT-50)

At Qusais Industrial area 4, Dubai, United Arab Emirates. Tel# 042630396-042525333, royandb@eim.ae  
www.alrayandb.com

86

## Key Details

- Bulkhead LED emergency light option
- 180 minutes working time
- Indoor emergency lighting application

Original manufacturer / supplier datasheet pages are included after this cover page for technical reference.

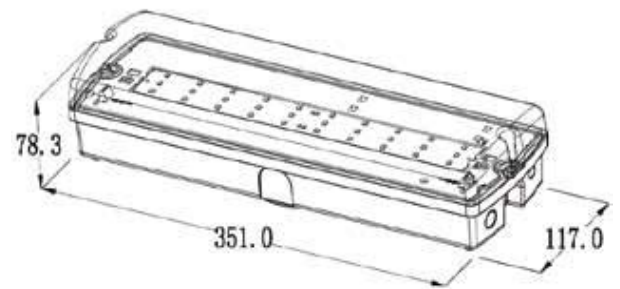


# SE-7031-220 BULKHEAD LED EMERGENCY LIGHT



## Features:

- \* Injection - molded ABS housing
- \* Maintained and non - maintained working mode
- \* Input Voltage: 110-240V; 50/60Hz
- \* Power consumption: 1.6W max
- \* Output: 3W max
- \* 3.6V Nickel Cadmium Battery
- \* Charging time: 24 hours
- \* Discharge time: 3 hours
- \* Working time: 180 minutes
- \* Operating temperature: 0°C~40°C
- \* Dimension: 351\*117\*78.3mm



## Photometric:

