



# MONTECH MT-003G LED EXIT SIGN

Brand: **Montech** | Category: LED Exit Sign

<b>Product Datasheet</b>	<b>Website Know More PDF</b>
<b>Recommended Website Card Name</b>	MONTECH MT-003G LED EXIT SIGN
<b>Source Datasheet</b>	Exit Montech.pdf



**MT-003G**  
LED EXIT SIGNS



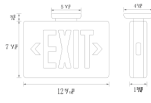
**Features:**

- \* Unit comes with a test switch and AC- on indicator
- \* Maintenance free nickel cadmium
- \* Battery (3.6V / 700mAh)
- \* Charger driver assembly offers advanced features such as temperature compensation and superior LED performance.
- \* High efficiency current regulated circuitry maintains equal illumination level in both the emergency and AC modes.

**Electrical:**

- \* **MOUNTING SNAP IN:** canopy kit for side top or end mounting 2 faces and backplate
- \* **COOL RUNNING LED:** State of the art light source, which provides energy efficient, long life and even legend illumination.
- \* **POWER REQUIREMENTS:** Dual voltage, input 120/277VAC, 50/60Hz
- \* **DURATION:** working at 180 mins.

**Dimensions:**



Dimensions are approximate and subject to change.

**Housing Construction:**

- \* Injection molded from UV stabilized high impact, scratch resistant and corrosion resistant engineering grade thermoplastic in an architecturally attractive mist white color.
- \* Designed for virtually tool free installation
- \* universal face plate with selectable chevrons.
- \* bold letters, available in RED and GREEN.

Al Rayan Industrial Area 4, Dubai, United Arab Emirates, Tel: 042630396-042525333, rayan@rayan.ae  
www.alrayan.com

## Key Details

- LED exit sign
- Universal mounting
- 180 minutes emergency duration

Original manufacturer / supplier datasheet pages are included after this cover page for technical reference.



### MT-003G LED EXIT SIGNS

#### Features:

- \* Unit comes with a test switch and AC- on indicator
- \* Maintenance free nickel cadmium
- \* Battery (3.6V / 700mAh)
- \* Charger driver assembly offers advanced features such as temperature compensation and superior LED performance.
- \* High efficiency current regulated circuitry maintains equal illumination level in both the emergency and AC modes.

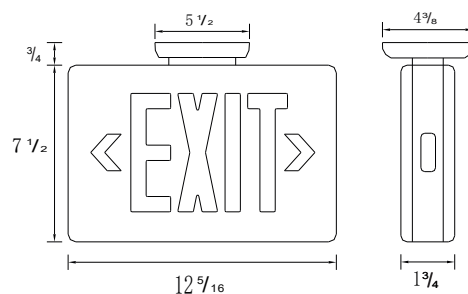


Universal Mount LED Thermoplastic AC or Self- Powered Exit signs.

#### Electrical:

- \* **MOUNTING SNAP IN:** canopy kit for side top or end mounting  
2 faces and backplate
- \* **COOL RUNNING LED:** State of the art light source, which provides energy efficient, long life and even legend illumination.
- \* **POWER REQUIREMENTS:** Dual voltage, input 120/277VAC, 50/60Hz
- \* **DURATION:** working at 180 mins.

#### Dimensions:



Dimensions are approximate and subject to change.

#### Housing Construction:

- \* Injection molded from UV stabilized high impact, scratch resistant and corrosion resistant engineering grade thermoplastic in an architecturally attractive mist white color.
- \* Designed for virtually tool free installation
- \* universal face plate with selectable chevrons.
- \* bold letters, available in RED and GREEN.